

Federally Employed PAs

Who are they and where are they working?



Noël E. Smith, MA, American Academy of PAs
 Roderick S. Hooker, PhD, MBA, PA

Andrzej Kozikowski, PhD, National Commission on Certification of Physician Assistants

Introduction

The US Government is the largest employer of Physician Assistants (PAs). They have employed PAs in various roles since 1969. After 50 years of utilization, little is known about PAs in federal service careers, their locations, and positions held.

Purpose

- To determine the reach of PAs in federal employment, including where they are located, as well as select personal characteristics
- To approximate the number of uniformed PAs

Methods

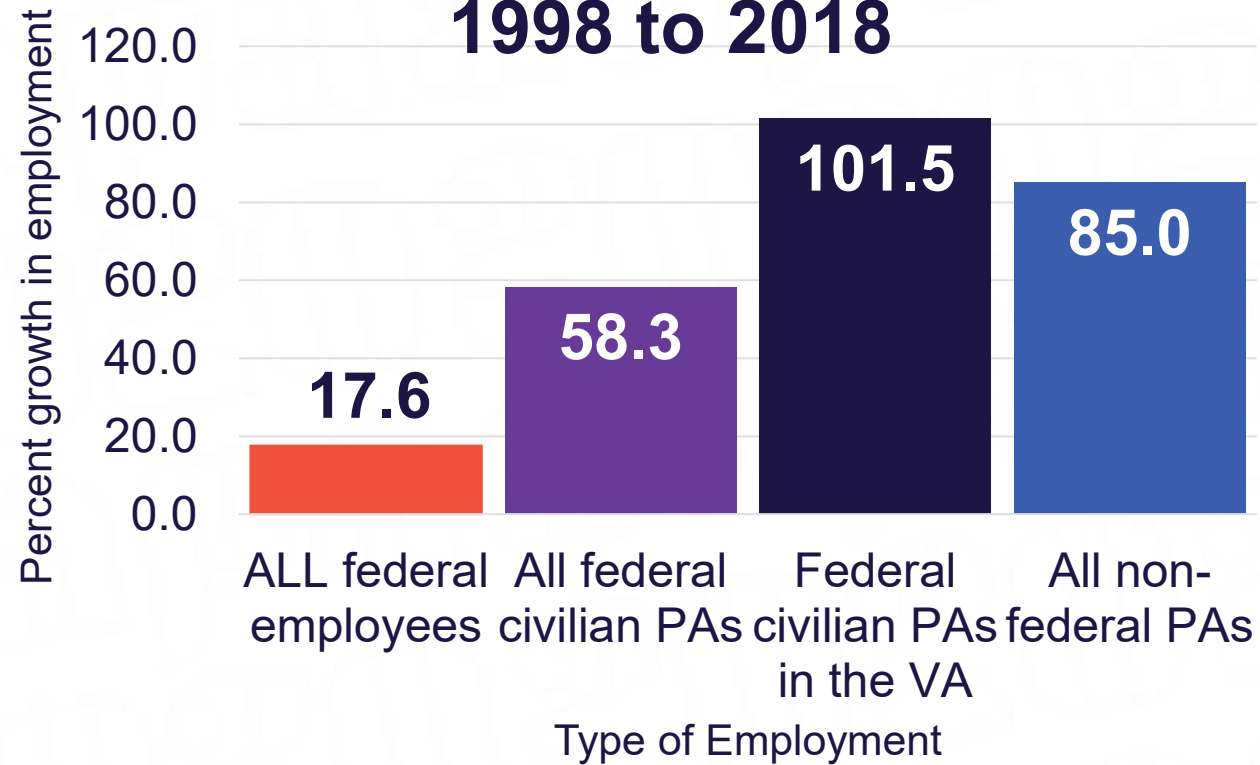
Four sources of data were used:

- US Office of Personnel Management (OPM) via FedScope data tool.
- Correspondence with relevant parties for military staffing
- NCCPA
- Bureau of Labor Statistics

Data years were September 1998 through 2018.

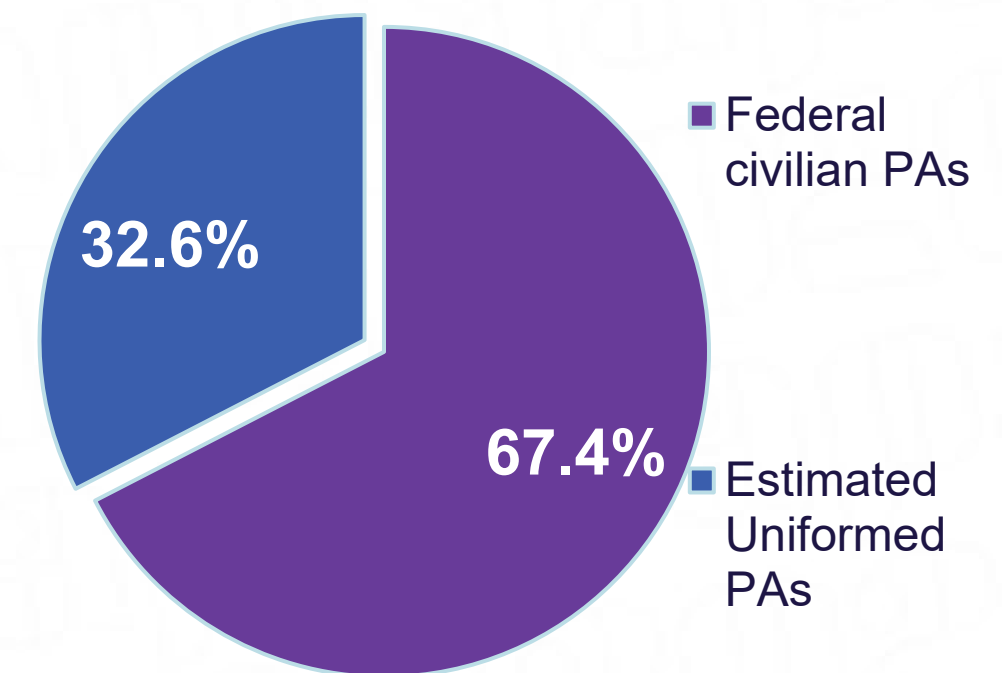
Civilian PAs were identified by their occupational civilian code: 0603.

Growth in the PA Profession 1998 to 2018



5,175 - 5,378
 Federally employed PAs in 2018

Federally Employed PAs 2018



$$3,348 + 1,617 = 5,175 \text{ v. } 5,378$$

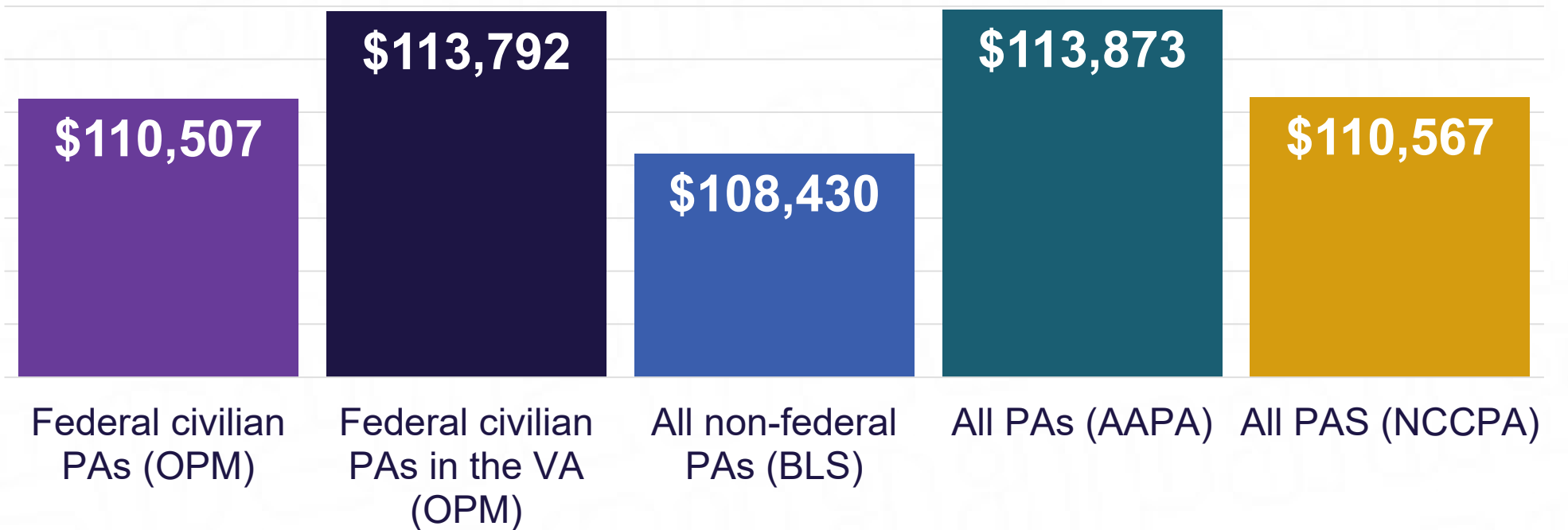
OPM Civilian PAs + Estimated Uniformed PAs = OPM + Est. Uniformed PAs NCCPA Federal PAs

\$110,507

Mean salary of civilian federal PAs

\$120,000
 \$118,000
 \$116,000
 \$114,000
 \$112,000
 \$110,000
 \$108,000
 \$106,000
 \$104,000
 \$102,000
 \$100,000

PA Compensation in 2018



For more information see:

Smith NE, Kozikowski A, Hooker RS. Physician Assistants Employed by the Federal Government. Mil Med. 2020;usaa034. <https://doi.org/10.1093/milmed/usaa03>